




MPS MILPOWER SOURCE

Division of Quasar Power & Technologies, Inc.

Product *selection Guide*

All products comply with MIL-STD-704, MIL-STD-1275, MIL-STD-461 and MIL-STD-810.

All units can be modified to meet your requirements.
See our web site at www.milpower.com for detailed datasheets.



► **Quality**

► **Reliability**

► **Flexibility**

Power	Model	Dimensions	Voltage Range*	Max Current*
DC/DC Converters – Input Range 18-48V				
Single Output				
50W	M7419	2.35" X 2" X 0.49"	1.8V to 50V	12A
75W	M7009	3.26" X 1.83" X 0.72"	1.8V to 50V	10A
150W	M7228	4.38" X 2.76" X 0.61"	2V to 15V	50A
200W	M7318	4.2" X 2.5" X 0.5"	3.3V to 50V	18A
200W	M6211	4.38" X 2.76" X 0.61"	1.5V to 50V	60A
400W (500W peak)	M7025	5.3" X 2.75" X 0.8"	3.3V to 50V	40A
400W (500W peak)	M7225	4" X 3.6" X 0.8"	3.3V to 50V	21A
400W (500W peak)	M7325	4.6" X 3.6" X 0.8"	3.3V to 50V	21A
400W (500W peak)	M6500	5.4" X 3.1" X 0.67"	2V to 15V	60A
320W	M4243	5.57" X 3.5" X 1.1"	270V to 320V	1A
440W (500W peak)	M4244	6.5" X 4.5" X 0.85"	3.3V to 270V	30A
800W (1000W peak)	M7425	6.24" X 4.64" X 1.15"	3.3V to 50V	50A
Dual Output				
30W	M2786	2.35" X 2" X 0.49"	Out #1: 2V to 28V Out #2: 2V to 28V	Out #1: 5A Out #2: 5A
60W	M712	2.95" X 2.95" X 0.7"	Out #1: 2V to 50V Out #2: 2V to 50V	Out #1: 5A Out #2: 5A
80W	M8727	3.75" X 2.6" X 0.5"	Out #1: 2V to 50V Out #2: 2V to 50V	Out #1: 15A Out #2: 15A
125W	M8053 Input 18-70V	5.06" X 2.7" X 0.61"	Out #1: 3.3V to 28V Out #2: 3.3V to 28V	Out #1: 12A Out #2: 12A
150W	M8253	5.4" X 3.1" X 0.61"	Out #1: 3.3V to 28V Out #2: 3.3V to 28V	Out #1: 15A Out #2: 15A
Triple Output				
50W	M8737	3.75" X 2.2" X 0.5"	Out #1: 3.3V to 50V Out #2: 3.3V to 50V Out #3: 3.3V to 50V	Out #1: 10A Out #2: 3A Out #3: 1.25A
125W	M8637 Input 18-70V	4.53" X 3.54" X 0.61"	Out #1: 3.3V to 28V Out #2: 3.3V to 28V Out #3: 3.3V to 28V	Out #1: 12A Out #2: 6A Out #3: 6A
125W	M8337 Input 18-70V	4.73" X 3.54" X 0.61"	Out #1: 3.3V to 28V Out #2: 3.3V to 28V Out #3: 3.3V to 28V	Out #1: 12A Out #2: 6A Out #3: 6A
600W	M7338	6.5" X 4.75" X 0.7"	Out #1: 3.3V to 50V Out #2: 3.3V to 50V Out #3: 3.3V to 50V	Out #1: 20A Out #2: 20A Out #3: 20A
DC/DC Converters – Input Range 18-48V				
Quad Output				
60W	M714	2.95" X 2.95" X 0.92"	Out #1: 2V to 50V Out #2: 2V to 50V Out #3: 3.3V to 50V Out #4: 3.3V to 50V	Out #1: 5A Out #2: 5A Out #3: 2A Out #4: 2A
60W	M8149	3.1" X 2.16" X 0.5"	Out #1: 2V to 30V Out #2: 2V to 24V Out #3: 2V to 24V Out #4: 2V to 24V	Out #1: 2A Out #2: 3A Out #3: 1.25A Out #4: 1.25A

*Customer select (built to order)

Power	Model	Dimensions	Voltage Range*	Max Current*
100W	M8747	4.4" X 2.75" X 0.5"	Out #1: 2V to 50V Out #2: 2V to 50V Out #3: 2V to 24V Out #4: 2V to 24V	Out #1: 18A Out #2: 12A Out #3: 1.25A Out #4: 1.25A
125W	M8647 Input 18-70V	4.53" X 3.9" X 0.61"	Out #1: 3.3V to 28V Out #2: 3.3V to 28V Out #3: 3.3V to 28V Out #4: 3.3V to 30V	Out #1: 12A Out #2: 6A Out #3: 6A Out #4: 3A
150W	M8453	5.5" X 3.25" X 0.61"	Out #1: 1.8V to 15V Out #2: 1.8V to 15V Out #3: 2V to 24V Out #4: 2V to 24V	Out #1: 18A Out #2: 15A Out #3: 1.25A Out #4: 1.25A
Five Output				
100W	M8757	4.49" X 2.75" X 0.5"	Out #1: 1.8V to 50V Out #2: 2V to 24V Out #3: 2V to 24V Out #4: 2V to 24V Out #5: 2V to 24V	Out #1: 24A Out #2: 3A Out #3: 1.25A Out #4: 1.25A Out #5: 1.25A
125W	M8657 Input 18-70V	4.92" X 3.9" X 0.61"	Out #1: 3.3V to 28V Out #2: 3.3V to 28V Out #3: 3.3V to 28V Out #4: 3.3V to 28V Out #5: 3.3V to 24V	Out #1: 6A Out #2: 6A Out #3: 6A Out #4: 3A Out #5: 1.5A
Six Output				
80W	M8767	3.9" X 2.5" X 0.5"	Out #1: 3.3V to 100V Out #2: 3.3V to 30V Out #3: 3.3V to 24V Out #4: 3.3V to 24V Out #5: 3.3V to 24V Out #6: 3.3V to 24V	Out #1: 1.25A Out #2: 1.25A Out #3: 3A Out #4: 1.25A Out #5: 1.25A Out #6: 3A
125W	M736	3.9" X 3.9" X 1"	Out #1: 1.2V to 5V Out #2: 1.2V to 5V Out #3: 1.2V to 5V Out #4: 1.2V to 5V Out #5: 3.3V to 15V Out #6: 12V to 28V	Out #1: 8A Out #2: 6A Out #3: 6A Out #4: 6A Out #5: 3A Out #6: 1.5A
125W	M8667 Input 18-70V	4.92" X 3.9" X 0.61"	Out #1: 3.3V to 28V Out #2: 3.3V to 28V Out #3: 3.3V to 28V Out #4: 3.3V to 28V Out #5: 3.3V to 24V Out #6: 3.3V to 24V	Out #1: 6A Out #2: 6A Out #3: 6A Out #4: 3A Out #5: 1.25A Out #6: 1.25A
Eight Output				
145W	M802 Input 18-70V	5.1" X 4.1" X 0.61"	Out #1: 1.8V to 50V Out #2: 1.8V to 50V Out #3: 1.8V to 50V Out #4: 1.8V to 28V Out #5: 1.8V to 28V Out #6: 1.8V to 50V Out #7: 1.8V to 50V Out #8: 1.8V to 50V	Out #1: 6A Out #2: 6A Out #3: 6A Out #4: 9A Out #5: 9A Out #6: 6A Out #7: 2A Out #8: 2A
145W	M814 Input 18-70V	6.5" X 3.3" X 0.61"	Out #1: 1.8V to 50V Out #2: 1.8V to 50V Out #3: 1.8V to 50V Out #4: 1.8V to 28V Out #5: 1.8V to 28V Out #6: 1.8V to 50V Out #7: 1.8V to 50V Out #8: 1.8V to 50V	Out #1: 12A Out #2: 6A Out #3: 6A Out #4: 3A Out #5: 3A Out #6: 3A Out #7: 3A Out #8: 3A

*Customer select (built to order)

Power	Model	Dimensions	Voltage Range*	Max Current*
150W	M811	6.5" X 3.3" X 0.61"	Out #1: 1.8V to 50V Out #2: 1.8V to 50V Out #3: 1.8V to 50V Out #4: 1.8V to 50V Out #5: 1.8V to 50V Out #6: 1.8V to 50V Out #7: 1.8V to 50V Out #8: 1.8V to 50V	Out #1: 2A Out #2: 3A Out #3: 3A Out #4: 5A Out #5: 8A Out #6: 4A Out #7: 2A Out #8: 2A
360W	M821	7.874" X 6.34" X 1.18"	Out #1: 3.3V to 15V Out #2: 3.3V to 15V Out #3: 3.3V to 15V Out #4: 3.3V to 15V Out #5: 3.3V to 15V Out #6: 1.2V to 15V Out #7: 1.2V to 15V Out #8: 1.2V to 15V	Out #1: 7A Out #2: 2A Out #3: 4A Out #4: 4A Out #5: 3A Out #6: 10A Out #7: 15A Out #8: 15A
DC/DC Converters – Input Range 18-48V				
Nine Output				
250W	M635 Input 18-70V	7.68" X 4.72" X 0.81"	Out #1: 3.3V to 28V Out #2: 3.3V to 28V Out #3: 3.3V to 28V Out #4: 3.3V to 28V Out #5: 3.3V to 28V Out #6: 3.3V to 50V Out #7: 1.8V to 50V Out #8: 1.8V to 50V Out #9: 1.8V to 50V	Out #1: 10A Out #2: 5A Out #3: 5A Out #4: 5A Out #5: 5A Out #6: 5A Out #7: 5A Out #8: 5A Out #9: 5A
Ten Output				
150W	M8110	5.1" X 4.1" X 0.61"	Out #1: 1.8V to 50V Out #2: 1.8V to 50V Out #3: 1.8V to 50V Out #4: 1.8V to 50V Out #5: 1.8V to 50V Out #6: 3.3V to 50V Out #7: 1.8V to 50V Out #8: 1.8V to 50V Out #9: 1.8V to 50V Out #10: 1.8V to 50V	Out #1: 2A Out #2: 5A Out #3: 5A Out #4: 2.5A Out #5: 2.5A Out #6: 0.7A Out #7: 2.5A Out #8: 5A Out #9: 2A Out #10: 2A
DC/DC Converters - input range 220V-350V				
Single Output				
200W	M6201	4.14" X 2.77" X 0.61"	1.8V to 28V	36A
350W (500WPeak)	M6204	5.4" X 3.5" X 0.75"	1.8V to 28V	50A
500W	M115	5.67" X 3.5" X 1.1"	5V to 40V	40A
1000W	M183	6.44" X 3.7" X 1.5"	3.3V to 48V	55A
2000W	M186	6.9" X 5.81" X 1.6"	3.3V to 48V	80A
AC/DC Converters - Single Phase Input				
Single Output				
300W	M1982	7" X 4.7" X 0.85"	2.5V to 60V	20A
500W	M916	8" X 5" X 0.9"	3.3V to 48V	50A
1000W	M169	9.84" X 5.51" X 1.5"	3.3V to 270V	105A
Quad Output				
150W	M185	8.19" X 6.34" X 0.81"	Out #1: 3.3V to 24V Out #2: 3.3V to 24V Out #3: 3.3V to 28V Out #4: 1.8V to 15V	Out #1: 5A Out #2: 5A Out #3: 10A Out #4: 40A

*Customer select (built to order)

Power	Model	Dimensions	Voltage Range*	Max Current*
AC/DC Converters - Triple Phase Input				
Single Output				
400W	M174	6.6" X 5.66" X 1.1"	3.3V to 48V	80A
500W	M115	5.67" X 3.5" X 1.1"	5V to 40V	40A
1000W	M183	6.44" X 3.7" X 1.5"	3.3V to 48V	55A
1500W	M286	8.86" X 6.3" X 1.9"	3.3V to 48V	60A
2000W	M186	6.9" X 5.81" X 1.6"	3.3V to 48V	80A
2000W	M251	6.45" X 5.45" X 1.45"	270 to 330V	7A
Single/Dual Output				
90W	M914	4.92" X 3.15" X 1.5"	Out #1: 3.3V to 28V Out #2: 3.3V to 28V	Out #1: 8A Out #2: 8A
Quad Output				
460W	M199	8.64" X 5.9" X 1.15"	Out #1: 1.8V to 15V Out #2: 1.8V to 15V Out #3: 1.8V to 24V Out #4: 1.8V to 24V	Out #1: 60A Out #2: 20A Out #3: 5A Out #4: 5A
Five Output				
300W	M191	6" X 5" X 1.25"	Out #1: 3.3V to 12V Out #2: 3.3V to 12V Out #3: 3.3V to 25V Out #4: 3.3V to 15V Out #5: 3.3V to 25V	Out #1: 15A Out #2: 15A Out #3: 4A Out #4: 4A Out #5: 9A
Seven Output				
300W	M391	6" X 5.7" X 1.25"	Out #1: 3.3V to 28V Out #2: 3.3V to 28V Out #3: 3.3V to 13V Out #4: 3.3V to 13V Out #5: 3.3V to 13V Out #6: 3.3V to 12V Out #7: 3.3V to 12V	Out #1: 10A Out #2: 10A Out #3: 3A Out #4: 3A Out #5: 3A Out #6: 15A Out #7: 15A
DC / AC Inverters – Input Range 18-70V				
Single Phase - Single Output				
100VA	M4242	3.44" X 3.44" X 1.34"	26Vac to 115Vac	2.3A
350VA (500VA peak)	M4252	7" X 6.5" X 0.85"	75Vac to 115Vac	4.3A
DC / AC Inverters – Input Range 18-70V				
Triple Phase - Single Output				
1050VA (1500VA peak)	M4252	7" X 6.5" X 0.85" Connection of 3 M4252 Single phase units	75Vac to 115Vac	4.3A
DC/DC PC Board Units – Input Range 18-48V				
Single Output				
15W	M7117	2.17" X 1.17" X 0.49"	1.8V to 48V	4A
50W	M7119	1.99" X 1.99" X 0.49"	1.8V to 50V	8A
Dual Output				
6W	M7878	1.38" X 1.38" X 0.49"	Out #1: 3.3V to 15V Out #2: 3.3V to 15V	Out #1: 0.25A Out #2: 0.25A
6W	M7879	1.97" X 1.02" X 0.49"	Out #1: 3.3V to 15V Out #2: 3.3V to 15V	Out #1: 0.25A Out #2: 0.25A
30W	M786	2" X 2" X 0.49"	Out #1: 1.8V to 50V Out #2: 1.8V to 50V	Out #1: 4A Out #2: 4A

*Customer select (built to order)

Power	Model	Dimensions	Voltage Range*	Max Current*
Triple Output				
20W	M647	2.56" X 1.99" X 0.47"	Out #1: 2.5V to 28V Out #2: 2.5V to 28V Out #3: 2.5V to 28V	Out #1: 2.0A Out #2: 2.0A Out #3: 2.0A
Quad Output				
80W	M7874	2.95" X 2.6" X 0.52"	Out #1: 1.8V to 28V Out #2: 1.8V to 28V Out #3: 1.8V to 50V Out #4: 3.3V to 24V	Out #1: 5A Out #2: 5A Out #3: 3A Out #4: 1.25A
Five Output				
40W	M7159 Input 24-32V	2.4" X 1.2" X 0.39"	Out #1: 5V to 15V Out #2: 1V to 3.3V Out #3: 3.3V to 24V Out #4: 3.3V to 24V Out #5: 3.3V to 24V	Out #1: 3A Out #2: 3A Out #3: 0.4A Out #4: 0.4A Out #5: 0.4A
DC/DC Non Floating Units				
800W	M7048	3.62" X 3.62" X 1.61"	28V to 32V	37A
AC/DC Non Floating Unit				
650W	M495	4.52" X 3.93" X 1.57"	18V to 32V	36A
DC / DC Holdup Units				
Holdup Time And Power	Model	Dimensions	Comments	
150W-10ms	M250	3.7" X 2.56" X 0.55"	External capacitor can be added to increase power	
No internal capacitor	M255	2.56" X 2.15" X 0.55"	External capacitor can be added to increase power	
100W - 50ms	M256	4.52" X 4.72 X 0.55"	External capacitor can be added to increase power	
400W - 50ms	M275	7" X 4.5" X 1.8"		
VPX VITA 62 DC/DC Converter				
Power	Model	Dimensions	Voltage Range*	Comments
380W	M4064	VPX VITA 62 3U	Output #VS1: 12V up to 17A - with sense 12V_Aux: 12V up to 1.5A Output #VS2: 3.3V up to 25A - with sense Output #VS3: 5V up to 30A - with sense 3.3V_Aux: 3.3V up to 5A -12V_Aux: -12V up to 1.5A Vbat: 3.3V/400mA	*outputs VS1, VS2 and 12V_Aux can provide 200W max together, VS2 and 3.3V_AUX can provide 180W max together.
Shipboard UPS				
Power	Model	Size	Holdup Time	Comments
2.0KW/2.5KVA	M359	19", 3U	10 minutes at 1.5KW	Full compliance with MIL-STD-1399 section 300B Complies with MIL-S-901D
2.5KW/3KVA	M362	19", 3U	130 min at 1KW 48 min at 2.4KW External battery pack	Full compliance with MIL-STD-1399 section 300B Complies with MIL-S-901D

*Customer select (built to order)

About MPS

Since 1984 Milpower Source has been the leading designer/manufacturer of custom Power Supplies for the Military, Aerospace, Civilian Aircrafts and Ruggedized Commercial market place. Our units:

- Are field proven
- Have a large customer base
- Have outstanding high reliability/MTBF

We offer a wide variety of Military COTS/MOTS units (DC/DC, AC/DC, DC/AC, GCU and UPS) that are MIL-STD compliant (MIL-STD-704, MIL-STD-461, MIL-STD-810, MIL-STD-1275 and MIL-STD-1399)

Our units are incorporated in the following Applications:

- Aviation, Avionics and UAV's
- Command/Control, Communications and Computers
- Intelligence and Electronic Warfare
- Emergency Systems
- Radar
- Missiles
- Ships and Submarines
- and more

The selection guide includes our MOTS units; please note that for all our units we let the customer define each output, input range, protection limits and mechanics according to their needs without additional NRE.

Our Customers Include:





Milpower Source

P.O. Box 810
7 Field Lane
Belmont, NH 03220
U.S.A

phone (603) 267-8865

fax (603) 267-7258

